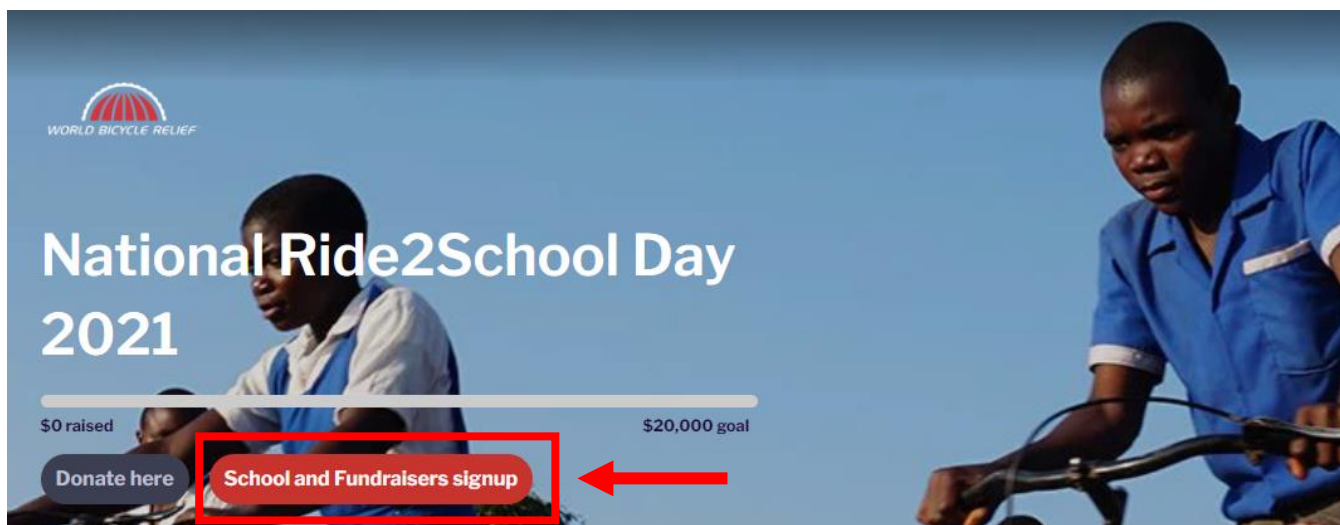




## 2021 FUNDRAISING GUIDE

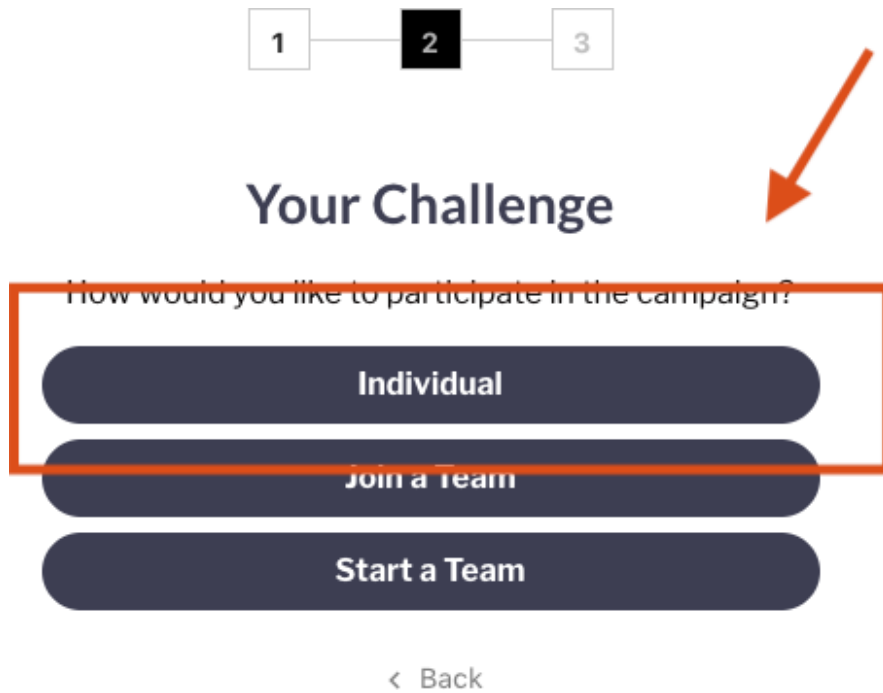
**Instructions for schools to join the National Ride2School Day fundraising page:**

**Step 1:** Go to [ride2school2021.raisely.com](https://ride2school2021.raisely.com) and click on 'School and Fundraisers signup'.



**Step 2:** Fill in the details. Your school name and office email is fine!

**Step 3:** Select 'Individual'. This will be your school's page.

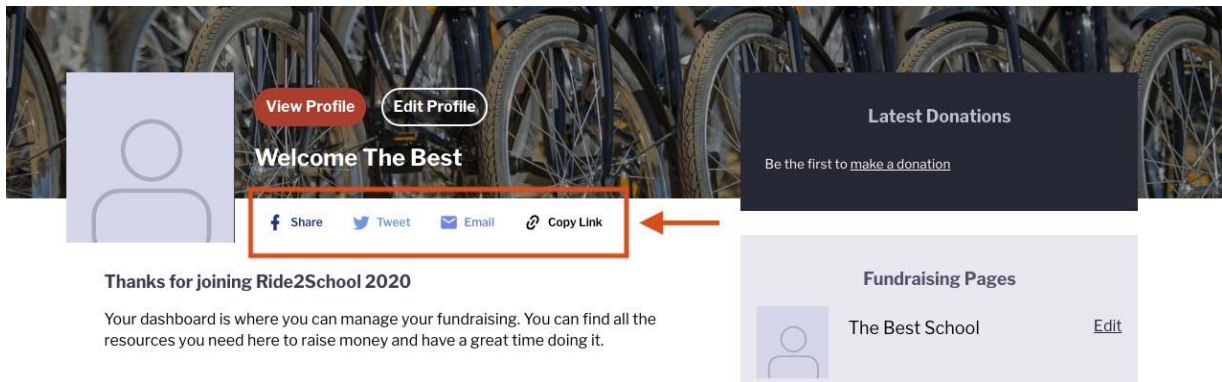


**Step 4:**

Here you can customise your school's fundraising profile. Add a profile picture like your school emblem and a little note as to why you are fundraising for National Ride2School Day! If you like, you can keep the default Ride2School description that will already be in there.

This is also where you can set your school's fundraising goal. It will default to \$1000 but you can set it to whatever you want.

**Step 5:** Your page is set-up and good to go! You can use the 'Copy Link' button you see below to share the link with parents, students and whoever else wants to donate to your school's fundraiser. You can share this link on any social media pages you or your school wish to. You can edit your profile picture, change your message and all other profile details.



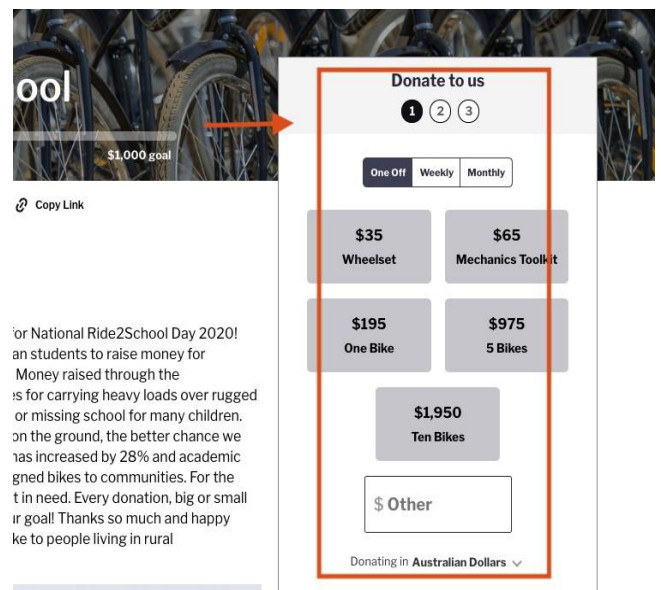
**Donations:** Once people click on the link to your unique fundraising page, they can enter the amount they wish to donate and their payment details in the box shown below, and that's it!

**For offline donations:**

Cash donations, please deposit these with your school's name to:

Account name: World Bicycle Relief Australia  
BSB: 012-878 Account #: 4667 14611

World Bicycle Relief will credit these manually to your fundraising page.



**You're all set! Happy fundraising!**